

ISO 9001
QUALITY MANAGEMENT SYSTEM

ISO 14001
ENVIRONMENTAL MANAGEMENT SYSTEM

HOMAG



CE

E1
DIN EN120

EN
EN13329



FLOOR COVERING LAMINATE

Laminate Flooring



iDesign Supply Group
53 Wattle Road, Maidstone, Victoria, Australia, 3012
Ph: +61 3 9318 8787
Email: info@idesignsg.com.au
Website: www.iDesignSG.com.au



iDesignSG-Bergeim
Floors e-catalogue



Visit our
company website



Website: www.iDesignSG.com.au

1 Warp-Resistant

-40°C~42°C Extreme temperature test



2 Separation-Resistant

Endure the pulling force within 1200KG



3 Gap-Resistant

Smart Groove Design



Say, “goodbye,” to any and all flooring problems.

iDesign Supply Group is bringing a brand new standard to the flooring industry. Bergeim Floors involves applying an originally designed 3R tap and go locking technology. This absolutely eliminates the multiple problems of flooring such as separation, gaps, and warping. These unique floors are more stable, more durable, and more environmentally friendly than normal laminate flooring. The 3R tap and go locking floors are available in four different styles. The homie series is lovely and traditional. The elegant series brings a lavish and ornate look to modern flooring. If you are looking for something truly eye catching, the grande series is for you. The reno series is popular and gives home flooring a unique touch.



Reno Series	01-02
Grande Series	03-04
Homie Series	05-06
Elegant V GROOVE Series	07-12
Transitions For	13-14
Tap&Go Locking System	15-16
Quality Laminate Flooring	17-22

RENO SERIES

RIPPLE EMBOSSED IN REGISTERED(REIR)

01/02 | iDesign supply group




Available thickness: 12.3mm
Available length & Width: 1200x127 1210x167 1200x197mm

This luxury wood surface in single-strip design is made of natural hardwood texture. All of the unique features found in real wood are emphasised, such as knots, wood cracks and saw marks. It's natural variations in colours and grains will achieve to bring out the natural and luxury feel to your room.

RXM-903 Hickory Dark


Colors for Reno Series



RXM-904 Smoky Hickory



RXM-906 Hickory Amazon



RXM-901 Hickory Mountain

GRANDE SERIES
REFINED REGISTERED EMBOSSED
SURFACE

03/04 | iDesign supply group




Available thickness: 12.3mm
Available length & Width: 1200x197mm, 1200x127mm


The Grande Floor Collection will surely surprise you with its superb natural, vivid grains. It takes a real magician to bring you a room with solid wood look & feel.

GRX-65 Denver Wenge

Colors for Grande Series



GRX-65 Denver Wenge



GRX-66 Charcoal Oak



AC3



AC4

**HOMIE SERIES
HIGH GLOSSY SURFACE**

05/06 | iDesign supply group



V Groove Filmed Bevel
Available thickness: 12.3mm
Available length & Width: 1200x127mm

The innovative texturing technology creates a consistent high gloss and high wear resistance laminate flooring. The intended finish applied to the floor not only protects the floor but adds beauty to the floor. Equipped with the 3R Tap & Go glue-less installation system, it saves you on installation cost, you just simply tap them together in the most convenient way! Available in a selection of colour & patterns, you will always feel at home, whether it's in the bedroom, living room or office space.

YT-49 Wild Elm

Colors for Homie Series



YM-303 Elegant Pecan



GYM-31 Brushbox



VG1711 Jatoba



YT-48 Living Elm



TM-32 Wild Mahogany



YT-49 Wild Elm




GYM-33 Stringybark



GYM-32 Jarrah



GYM-34 NSW Spotted Gum



YT-38 Tropical cherry

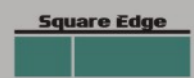




ELEGANT SERIES

V GROOVE COLLECTION

07/08 | iDesign supply group



Colors for Elegant V Groove Series



AC3



AC4

ELEGANT SERIES

V GROOVE COLLECTION

09/10 | iDesign supply group



HXM-82 Gunstock



YXM892 Milan Oak


ELEGANT SERIES

SQUARE EDGE COLLECTION

11/12 | iDesign supply group



EXM383 Exotic Oak



BFM78A White Maple

VG1063 Pearwood

HT-923 Lyon Walnut Geman Original Decor

YBU766A Classic Teak

CXM-155 Atlanta Oak

Transitions For Finishing your flooring

Bergeim Transitions for Selection:



End Moulding

Finishes the space where laminate flooring ends (such as sliding glass doors, along wall bases, door thresholds and carpet).



T-Moulding

Fills the gap at doorways, and finishes spaces between the two areas of laminate flooring.



Stairnose Moulding

Used where laminate flooring meets a step down or landing.



Reducer

To form a natural transition from laminate floor to vinyl or carpet.



Quarter-Round Moulding

The classic finish to your laminate floor; used where wall and flooring meet.



Scotia

Ensure a perfect finished around walls



Baseboard

Brings an Elegant finish to the laminate flooring used around walls. All kind of baseboard are available. It is to be used where wall and flooring meets with all available heights such as 6cm, 8cm, 9cm & 10cm.

Bergeim Underlayment & Installation Kit

The paving method of ordinary underlay is easy, it assures that the flooring can be paved in a straight line. It is also moisture proof & sound proof, there are selections of colors available depending the customer's requirements




2in1 White Foam



2in1 3mm Blue Foam



Silver Foil Foam 3mm




3in1 Self-adhesive Foam



Rubber Hammer

Tap&Go Stairnose



1. Unique and Innovative design

Tap&Go profiled in stair nose make it a real unique product.



2. Easy installation

Can easily be installed with Tap&Go laminate flooring.



3. Smooth surface

Since it can be installed with tap and go laminate flooring perfectly, so the surfaced installed is very smooth.



4. High quality

Profile of tap and go locking requires a high quality HDF.



How to Select the Real Valuable Flooring?

Tip 1

One piece = The whole flooring

The quality of one piece of flooring is equal to those of the Whole flooring after installation.

One piece \neq The whole flooring

Fact: Actually, the quality of one piece of flooring is just one aspect of overall effect of the whole flooring after installation.

The real valuable flooring not only demands single planks to be beautiful, healthy and durable, it also requires the whole flooring to be gap, separation & warp resistant after installation. If these requirements are not meet it's very hard for the flooring to remain healthy & durable for the long term.

Tip 2

Construction quality=Installation quality

Construction quality + Floor joint technology= Installation quality

Fact: The installation & superior joint technology is the key factor in preventing separation and gap problems in flooring.

Tip 3

The higher price of floors = The higher purchase cost

The purchase cost= Material cost + Installation cost + Usage cost

Fact: Consumers purchase decisions are hugely influenced by the installation, usage and maintenance cost factors.



Gap-Resistant



Warp-Resistant



Separation-Resistant

Tap&Go Locking System

Save more, live better

TAP&GO® Innovative Glueless Locking Technology Flooring

Thank you for choosing TAP & GO flooring. Each type of flooring has its own specific instructions for installation, the success of which requires following the attached guidelines carefully. Please read and follow the instructions to enjoy your quality floor that will last for many years to come.

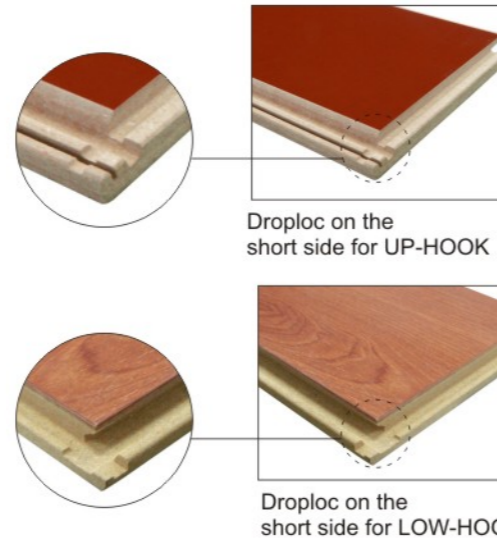
TAP&GO® Structure

4-sided Lock-in System Flooring:




A flexible groove has been uniquely designed and applied to both long and short sides creating a 4 sided locking system that is both strong and secure once installed. TAP&GO's special 4 sided locking technology ensures that installed floors resist separation after installation.

Long-side Lock-in System Flooring(Droploc)




The Drop loc structure offers a convenient, user-friendly installation even for the novice users. The system requires less tapping, reducing the risk of breakages or splitting when installed. This combination of the drop loc structure on the short side with the original flexible and strong long side, allows a perfect finish if it's correctly installed.

Advantages



1) Trusted Quality Material

TAP&GO floors adopt very high quality raw materials as well as superior technology and state of the art equipments.



2) Stronger Locking

The wider & Deeper design of TAP&GO locking system makes it much stronger. Meanwhile it has the intelligent innovative groove in it's up hook, which enables the hook to shrink & expand with good elasticity making it's plank firmly locked together.



3) Easier installation

With it's innovative 3R Tap&Go glue-less system, all it takes is one person with one rubber mallet to simply install by tapping the edges of the planks together.



4) Eco-Friendly

Low formaldehyde

TAP&GO locking flooring has very low formaldehyde emission rate, with it's glue-less system it makes the floors more natural & safe.

Tap&Go® Flooring Structure



Laminate



Solid bamboo
Solid strandwoven bamboo



Engineered wood



Solid wood

History of Laminate Flooring Joint System



1st of Flooring Connecting Technology
— "Bean curd block" Connecting Technology



2nd Generation of Flooring Connecting Technology
— "Tongue&Groove" Connecting Technology



3rd Generation of Flooring Connecting Technology
Horizontal Connecting Technology



4th Generation of Flooring Connecting Technology
3R click Connecting Technology

1950

1996

2006

Generation	Invented	Joint	Installation			Gap/ Separation	Recycle Used	Heating System	Eco-friendly		Application
			Glue/ Nail	Keel	Easy				Formaldehyde Emission	Bateria/ Dust	
1st G	—	Non	✓	✓	✗	→ ←	✗	✗	☹️	☹️	Non
2nd G	1950	Tongue & Groove	✓	✓	✗	→ ←	✗	★	☹️	☹️	Simple connection
3rd G	1996	Locking System	✗	✗	★	→ ←	✓	★★	☹️	☹️	Glueless, nailless, keelless
4th G	2006	Smart Locking System	✗	✗	★★	→ ←	✓	★★★	☹️	☹️	Separation resistant, warp/gap resistant

Preparation

01 **Level the Base-floor**: Leveling the base floor to within 2mm over a 1m area. Soft underlay is required.

02 **Acclimation**: 72h acclimation at 22-28°C with 45-65% humidity.

03 **Nail&Glue Free**: No broken panels allowed.

04 **No Wet Floor**: No wet floor during installation.

05 **Space For Expansion**: Expansion gaps of 8-10mm at walls and 10mm at door thresholds.

06 **Heating System Floor**: Suitable for H2O and AC/DC heating systems.

07 **Tools**: Required tools include a rubber mallet, pencil, and measuring tape.

08 **Hammer Holding**: Correct hammer holding technique.

09 **Gentle Strength**: Gentle strength when tapping planks together.

09 **Space For Expansion**: Expansion gaps of 8-10mm at walls and 10mm at door thresholds.

10 **Space For Expansion**: Expansion gaps of 8-10mm at walls and 10mm at door thresholds.

11 **Space For Expansion**: Expansion gaps of 8-10mm at walls and 10mm at door thresholds.

12 **Space For Expansion**: Expansion gaps of 8-10mm at walls and 10mm at door thresholds.

13 **Space For Expansion**: Expansion gaps of 8-10mm at walls and 10mm at door thresholds.

14 **Space For Expansion**: Expansion gaps of 8-10mm at walls and 10mm at door thresholds.

15 **Space For Expansion**: Expansion gaps of 8-10mm at walls and 10mm at door thresholds.

16 **Space For Expansion**: Expansion gaps of 8-10mm at walls and 10mm at door thresholds.

Installation

NOTE: Please examine all the flooring before installing for the colour, finish, quality and style. The manufacturer will not assume any responsibility for the above once the product has been installed.

01 **Installation**: PE ≥ 0.2mm underlay.

02 **Installation**: Expansion gaps of 8-10mm.

03 **Installation**: Expansion gaps of 8-10mm.

04 **Installation**: Expansion gaps of 8-10mm.

05 **Installation**: Expansion gaps of 8-10mm.

06 **Installation**: Expansion gaps of 8-10mm.

07 **Installation**: Expansion gaps of 8-10mm.

08 **Installation**: Expansion gaps of 8-10mm.

Care and Maintenance

22 - 28°C, U 45-65% humidity.

Type W soft / souple blando.

<15min.

Mouldings (Transition mouldings can be used for the following purposes)

	Reducer: Use in transition from laminate floor to linoleum or other type of hard surface.
	T-Moulding: Use in doorways, between rooms with adjacent floors, and expansion joints.
	Stair Nosing: Use at the edge of each step in a staircase.
	End Cap: Use for transition from laminate floor to other types of floor coverings.
	Baseboard: Use at base of wall. *NOTE: Always fasten baseboard and/or base shoe to the wall, never to the floor.

Bergeim Floor and Patented TAP&GO Locking System Always Excelling In Your Satisfaction and Offer Exceptional Value. TAP&GO Glueless Locking System Is A Revolution In Laminate Flooring Industry By Its Precision Technology.

Bergeim laminate flooring structure:



Technical Data Sheet for Bergeim laminate flooring				
Test criteria	Method	Parameters	Normal requirement	TAP&GO value
General aspect of installed flooring	EN13329	opening betw. Joints general flatness length general flatness width	Max.0.20mm concave max.0.50% convex max.1.00% concave max.0.15% convex max.0.20%	Max.0.10mm concave max.0.50% convex max.1.00% concave max.0.15% convex max.0.20%
Class	EN13329			Class21,22,23 class31, class 32
Wear class	EN13329		AC3,AC4	AC3,AC4
Moisture swelling	EN13329	after 24th immersion	Max.18%	9%
Impact resistance big ball	EN13329	324g-10mm	Dropping height min.1600mm	complied with
Slip resistance	ZH 1/571 et DIN 51130			R9
Light fastness	EN 438-2,16	Bleu reference	CLASS 6	> 6
Burning cigaret	EN 438-2,18		CLASS 4	complied with
Castor chairs	EN 425	25000 cycles	Type W(en 12529)	no change
Formaldehyd Emission	EN 717	E1, max.1.5mg/l		0.3-0.5mg/l
Fire classification	Epiradiateur EN ISO 9239-1 BS 476.7 DIN 4102.14			Cfl-s1 class 2 B1



Tap&Go laminate flooring is probably the biggest single advance in laminate installation technology since this type of flooring was introduced to the market some years ago.

Using a hook joint rather than a traditional tongue and groove or click joint structure, the installer simply places the Tap&Go plank into position and gently taps it into place using a rubber mallet. The savings on installation time and labour costs are considerable!

Using state-of-the-art machinery and technology, Tap&Go is produced in a vertically integrated factory, ensuring that every stage of manufacture is subjected to the strictest quality control conditions.

The High Density Fibreboard core is manufactured from wet-land pine grown in our own sustainable forest, and in this way Bergeim is able to lower formaldehyde emissions, higher stability and better elasticity for the HDF. To accommodate the precision machining required by this advanced installation technology, the HDF core is considerably stronger than normal.



Tough and high quality



Resistant to cigarette burns



Stain resistant



Light resistant



Natural



No pressure marks



Wear resistant and incredibly durable



Non-allergenic